


J. JP. JPD

両口金タイプ



R7s, RX7s Base

品名	ANSI	定格電圧(V)	消費電力(W)	寸法 (mm)			全光束 (lm)	色温度 (K) 参考値	定格寿命 (h)	BASE	フィラメントタイプ	Fig.No.
				A(Max.)	B(Max.)	C						
J 100V 150W		100	150	119.6	114.2	9	2400	2900	2000	R7s	C-8	1
J 100V 300W		100	300	119.6	114.2	9	6000	2950	2000	R7s	C-8	1
J 100V 500W		100	500	119.6	114.2	12	11000	3000	2000	R7s	C-8	1
* J 220V 300W		220	300	119.6	114.2	9	5000	2900	2000	R7s	C-8	1
JP 100V 300W C		100	300	119.6	114.2	12	7500	3200	100	R7s	C-8	1
JP 100V 500W B		100	500	119.6	114.2	12	11000	3050	500	R7s	C-8	1
JP 100V 500W C		100	500	119.6	114.2	12	13000	3200	200	R7s	C-8	1
JP 100V 500W BF ※		100	500	119.6	114.2	12	10700	3050	500	R7s	C-8	1
JP 100V 500W CF ※		100	500	119.6	114.2	12	12700	3200	200	R7s	C-8	1
JP 100V 750W B		100	750	119.6	114.2	12	15800	3050	1000	R7s	C-8	1
JP 100V 750W C		100	750	119.6	114.2	12	19800	3200	400	R7s	C-8	1
JP 100V 750W BF ※		100	750	119.6	114.2	12	15500	3050	1000	R7s	C-8	1
JP 100V 750W CF ※		100	750	119.6	114.2	12	19500	3200	400	R7s	C-8	1
* JP 100V 1000W B		100	1000	119.6	114.2	12	23000	3050	500	R7s	C-8	1
* JP 100V 1000W C		100	1000	119.6	114.2	12	27000	3200	150	R7s	C-8	1
* JP 100V 1000W BF ※		100	1000	119.6	114.2	12	22500	3050	500	R7s	C-8	1
* JP 100V 1000W CF ※		100	1000	119.6	114.2	12	26500	3200	300	R7s	C-8	1
JPD 100V 300W C		100	300	80.3	74.9	15	7500	3200	150	R7s	CC-8	2
JPD 100V 500W C		100	500	80.3	74.9	15	12500	3200	150	R7s	CC-8	2
* JPD 100V 650W C		100	650	80.3	74.9	15	16200	3200	150	R7s	CC-8	2
* JPD 100V 1000W C		100	1000	95	89.6	18	28000	3200	100	R7s	CC-8	2
* JPD 100V 1000W B/L		100	1000	109.5	104.1	18	21000	3050	800	R7s	CC-8	2
* JPD 100V 1000W C/L		100	1000	109.5	104.1	18	25000	3200	200	R7s	CC-8	2
* JPD 120V 650W C	FAD	120	650	80.3	74.9	15	16500	3200	100	R7s	CC-8	2

※フロストバルブ

* 印製品はロット受注生産品です。

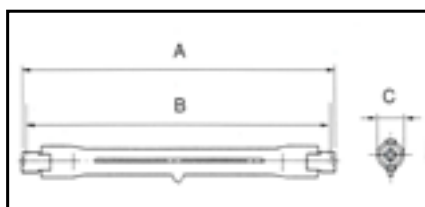


Fig-1

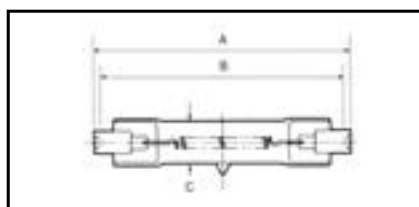


Fig-2